

(I) (a) STATEMENT SHOWING SHAREHOLDING PATTERN

Name of the Company: GUJARAT METALLIC COAL & COKE LTD.  
Scrip Code: Name of the Scrip:  
Quarter Ended: 30/09/2012

Class of security:

Page: 1

Party paid-up shares:-	No. of partly paid-up shares	As a % of total no. of partly paid-up shares	As a % of total no. of shares of the company
------------------------	------------------------------	--	--

Held by promoter/promoter group

Held by public  
Total - D

Outstanding convertible securities:-	No. of outstanding securities	As a % of total no. of outstanding convertible securities	As a % of total no. of shares of the company, assuming full conversion of the convertible securities
--------------------------------------	-------------------------------	---	--

Held by promoter/promoter group

Held by public  
Total - E


Warrants:-	No. of warrants	As a % of total no. of warrants	As a % of total no. of shares of the company, assuming full conversion of warrants
------------	-----------------	---------------------------------	--

Held by promoter/promoter group

Held by public  
Total - F

Total paid-up capital of the company, assuming full conversion of warrants and convertible securities

1980658




Category Code	Category of Shareholders	Number of shareholders	Total number of shares of shares Denat Form	Number of shares held in	As a % of (A+B)	As a % of (A+B+c)	Number of Pledged shares	as a percentage (ix)=(viii/iv*100)
(i)	(ii)	(iii)	(iv)	(v)	(vi)	(vii)	(viii)	(ix)=(viii/iv*100)
(A)	<b>Total Shareholding of Promoter &amp; Promoter Group</b>							
(1)	Indian	10	470760	470760	23.768	23.768	43492	9.239
(a)	Individual/HUF	Nil	Nil	Nil	Nil	Nil	Nil	Nil
(b)	Central Govt./ State Govt.	4	238377	238377	12.035	12.035	Nil	Nil
(c)	Bodies Corporate	Nil	Nil	Nil	Nil	Nil	Nil	Nil
(d)	Fin.Institutions / Bank	Nil	Nil	Nil	Nil	Nil	Nil	Nil
(e)	Any Other	14	709137	709137	35.803	35.803	43492	6.133
	<b>Sub-Total of (A)(1)</b>							
(2)	Foreign	Nil	Nil	Nil	Nil	Nil	Nil	Nil
(a)	Individuals (NRIs/Foreign)	Nil	Nil	Nil	Nil	Nil	Nil	Nil
(b)	Bodies Corporate	Nil	Nil	Nil	Nil	Nil	Nil	Nil
(c)	Institutions	Nil	Nil	Nil	Nil	Nil	Nil	Nil
(d)	Qualified Foreign Investors	Nil	Nil	Nil	Nil	Nil	Nil	Nil
(e)	Any Other	Nil	Nil	Nil	Nil	Nil	Nil	Nil
	<b>Sub-Total of (A)(2)</b>							
	<b>Shareholding of Promoter &amp; Promoter Group (A) = A1+A2</b>	14	709137	709137	35.803	35.803	43492	6.133
(B)	<b>Public Shareholding</b>							
(1)	Institutions	Nil	Nil	Nil	Nil	Nil	NA	NA
(a)	Mutual Funds / UTI	Nil	Nil	Nil	Nil	Nil	NA	NA
(b)	Fin.Institutions / Banks	Nil	Nil	Nil	Nil	Nil	NA	NA
(c)	Central Govt./ State Govt.	Nil	Nil	Nil	Nil	Nil	NA	NA
(d)	Venture Capital	Nil	Nil	Nil	Nil	Nil	NA	NA
(e)	Insurance Company	Nil	Nil	Nil	Nil	Nil	NA	NA
(f)	Foreign Inst.Investors	Nil	Nil	Nil	Nil	Nil	NA	NA
(g)	Foreign VC Investors	Nil	Nil	Nil	Nil	Nil	NA	NA
(h)	Qualified Foreign Investors	Nil	Nil	Nil	Nil	Nil	NA	NA
(i)	Any Other	Nil	Nil	Nil	Nil	Nil	NA	NA
	<b>Sub-Total (B)(1)</b>							
(2)	Non-Institutions	101	395030	395030	19.944	19.944	NA	NA
(a)	Bodies Corporate						NA	NA
(b)	Individuals	6853	555039	552562	28.023	28.023	NA	NA
	i. Individual Shareholders Holding Nominal Share Upto Rs.1 Lakh	90	284737	283657	14.376	14.376	NA	NA
	ii. Individual Shareholders Holding Nominal Share greater than Rs.1 Lakh	Nil	Nil	Nil	Nil	Nil	NA	NA
(c)	Qualified Foreign Investors	Nil	Nil	Nil	Nil	Nil	NA	NA
(d)	Any Other	40	14140	14140	0.714	0.714	NA	NA
	NRI/DCBs	48	22575	22575	1.140	1.140	NA	NA
	Clearing Memb/Clearing Cor	7132	1271521	1267964	64.197	64.197	NA	NA
	<b>Sub-Total (B)(2)</b>							
	<b>Total Public Shareholding (B) = (B)(1) + (B)(2)</b>	7132	1271521	1267964	64.197	64.197	NA	NA
	<b>TOTAL (A)+(B)</b>	7146	1980658	1977101	100.000	100.000	43492	2.196
(C)	<b>Shares held by Custodians And against which DRs have been issued</b>	Nil	Nil	Nil	Nil	Nil	NA	NA
(1)	Promoter and Promoter group	Nil	Nil	Nil	Nil	Nil	NA	NA
(2)	Public	Nil	Nil	Nil	Nil	Nil	NA	NA
	<b>GRAND TOTAL (A)+(B)+(C)</b>	7146	1980658	1977101	100.000	100.000	43492	2.196



GUJARAT METALLIC COAL & COKE LTD.  
 (1)(b) Statement showing holding of securities (including shares, warrants, convertible securities) of persons  
 belonging to the category [Promoter & Promoter Group] As on 30/09/2012

(i)	(ii)	Details of Shares Held		Encumbered shares(†)		Details of warrants				Details of Convertible Securities		Total shares (including underlying shares assuming full conversion of warrants and securities) as a % of diluted share capital
		Number of Shares held (A)+(B)+(C)	As a % of grand total Pledged Shares held (iv)	Number of Pledged Shares held (v)	As a percentage of grand total (A)+(B)+(C) of sub-clause (i)(a) (vi)=(v)/(iii)*100	Number of warrants held (viii)	As a % of total warrants of the same Class (ix)	Number of convertible securities held of the same class (x)	% of total convertible securities of the same class (xi)			
1.	APARNA POLYFLEX PRIVATE LIMITED	20000	1.010	0	0.000	0.000	0.000	0	0.000	0.000	0.000	1.010
2.	ARVIND COIRFOAM PVT. LTD.	900	0.045	0	0.000	0.000	0.000	0	0.000	0.000	0.000	0.045
3.	ARVIND INTERNATIONAL LIMITED	240	0.012	0	0.000	0.000	0.000	0	0.000	0.000	0.000	0.012
4.	RUCHIKA TRADE LINK PVT. LTD.	217237	10.968	0	0.000	0.000	0.000	0	0.000	0.000	0.000	10.968
5.	ANUPAMA BAJORIA	84992	4.291	43492	51.172	2.196	2.196	0	0.000	0.000	0.000	4.291
6.	ARVIND BAJORIA	117126	5.913	0	0.000	0.000	0.000	0	0.000	0.000	0.000	5.913
7.	ARVIND BAJORIA (HUF)	2000	0.101	0	0.000	0.000	0.000	0	0.000	0.000	0.000	0.101
8.	DINESH CHANDRA BAJORIA	113960	5.754	0	0.000	0.000	0.000	0	0.000	0.000	0.000	5.754
9.	DINESH CHANDRA BAJORIA & OTHERS HUF	2000	0.101	0	0.000	0.000	0.000	0	0.000	0.000	0.000	0.101
10.	KANTA BAJORIA	39192	1.979	0	0.000	0.000	0.000	0	0.000	0.000	0.000	1.979
11.	RAHESH CHANDRA BAJORIA	66740	3.370	0	0.000	0.000	0.000	0	0.000	0.000	0.000	3.370
12.	RAHESH CHANDRA BAJORIA	6000	0.303	0	0.000	0.000	0.000	0	0.000	0.000	0.000	0.303
13.	RUCHIKA BAJORIA	9500	0.480	0	0.000	0.000	0.000	0	0.000	0.000	0.000	0.480
14.	SHRITI BAJORIA	29250	1.477	0	0.000	0.000	0.000	0	0.000	0.000	0.000	1.477
<b>TOTAL</b>		<b>709137</b>	<b>35.803</b>	<b>43492</b>	<b>6.133</b>	<b>2.196</b>	<b>2.196</b>	<b>Nil</b>	<b>Nil</b>	<b>Nil</b>	<b>Nil</b>	<b>35.803</b>



GUJARAT METALLIC COAL & COKE LTD.  
 (1)(c)(1) Statement showing holding of securities (including shares, warrants, convertible securities) of persons belonging to the category [PUBLIC] and holding more than 1.000(%) of the total number of shares as on 30/09/2012

Sri. Name(s) of the shareholder	Number of Shares held	Shares as a percentage of total number of shares (i.e., Grand Total (A)+(B)+(C) indicated in Statement at para (1)(a) above)	Details of Warrants		Details of convertible Securities		Total shares (including underlying shares assuming full conversion of warrants and convertible securities) as a % of diluted share capital
			Number of Warrants held	As a % of total warrants held	Number of convertible securities held	Zu.r.t. total number of convertible securities of the same class	
1. ASTHA TOWER PRIVATE LIMITED	93122	4.702	0	0.000	0	0.000	4.702
2. GAURAV VINIMAY PVT. LTD.	152108	7.680	0	0.000	0	0.000	7.680
3. NEVAGE VINIMAY PRIVATE LIMITED	80457	4.062	0	0.000	0	0.000	4.062
4. GIRDHARI LAL JAGATRAMKA	28900	1.459	0	0.000	0	0.000	1.459
5. SANTOSH KUNAR KHERKA	30094	1.519	0	0.000	0	0.000	1.519
<b>TOTAL</b>	<b>384681</b>	<b>19.422</b>	<b>Nil</b>	<b>Nil</b>	<b>Nil</b>	<b>Nil</b>	<b>19.422</b>




**GUJARAT METALLIC COAL & COKE LTD.**

(I)(c)(ii) Statement showing holding of securities (including shares, warrants, convertible securities) of persons (together with PAC) belonging to the category [PUBLIC] and holding more than 5.000(%) of the total number of shares of the company as on 30/09/2012

Page: 1

Sri. Name(s) of the shareholder and the Persons Acting in Concert (PAC) with them	Number of Shares held	Shares as a percentage of total number of shares (i.e., Grand Total (A)+(B)+(C) indicated in Statement at para (I)(a) above)	Details of Warrants		Details of convertible Securities		Total shares (including underlying shares assuming full conversion of warrants and convertible securities) as a % of diluted share capital
			Number of Warrants held	As a % of total warrants	Number of convertible securities held	As a % of total convertible securities of same class	
1. GAURAV VINIMAY PVT. LTD.	152108	7.680	0	0.000	0	0.000	7.680
<b>TOTAL</b>	<b>152108</b>	<b>7.680</b>	<b>Nil</b>	<b>Nil</b>	<b>Nil</b>	<b>Nil</b>	<b>7.680</b>



GUJARAT METALLIC COAL & COKE LTD.  
 (1) (d) STATEMENT SHOWING DETAILS OF LOCKED-IN SHARES AS ON 30/09/2012

Page: 1

Srl. Name(s) of the Shareholder	Category of Shareholders Locked-in Shares (Promoter/ Public)	Number of Shares	1 to Total
1.	NIL	NIL	NIL



GUJARAT METALLIC COAL & COKE LTD.  
 (II) (a) STATEMENT SHOWING DETAILS OF DEPOSITORY RECEIPTS (DRs)

Page: 1

Sr. No.	Type of Outstanding DR (ADRs, GDRs, SDRs, etc)	Number of Outstanding DRs	Number of Shares underlying outstanding DRs as a Percentage of total outstanding number of shares (ie. Grand total (A)+(B)+ (C) indicated in Statement at para (I) (a) above)
1.	NIL	NIL	NIL



GUJARAT METALLIC COAL & COKE LTD.  
 (II) (b) STATEMENT SHOWING DETAILS OF DEPOSITORY RECEIPTS (DRs), WHERE UNDERLYING SHARES  
 HELD BY 'PROMOTER/PROMOTER GROUP' ARE IN EXCESS OF 1% OF THE TOTAL NO. OF SHARES

Page: 1

Sl. No. of the DR Holder	Type of outstanding DR (ADRs, GDRs SDRs, etc.) DRs	Number of Shares Underlying DRs	Shares underlying	
			Outstanding DRs as Percentage of total number of shares (ie. Grand total (A)+(B)+(C) indicated in statement at para (I)(a) above	DRs
1. NIL	NIL	NIL	NIL	NIL
2. NIL	NIL	NIL	NIL	NIL
<b>TOTAL</b>		<b>NIL</b>	<b>NIL</b>	<b>NIL</b>

